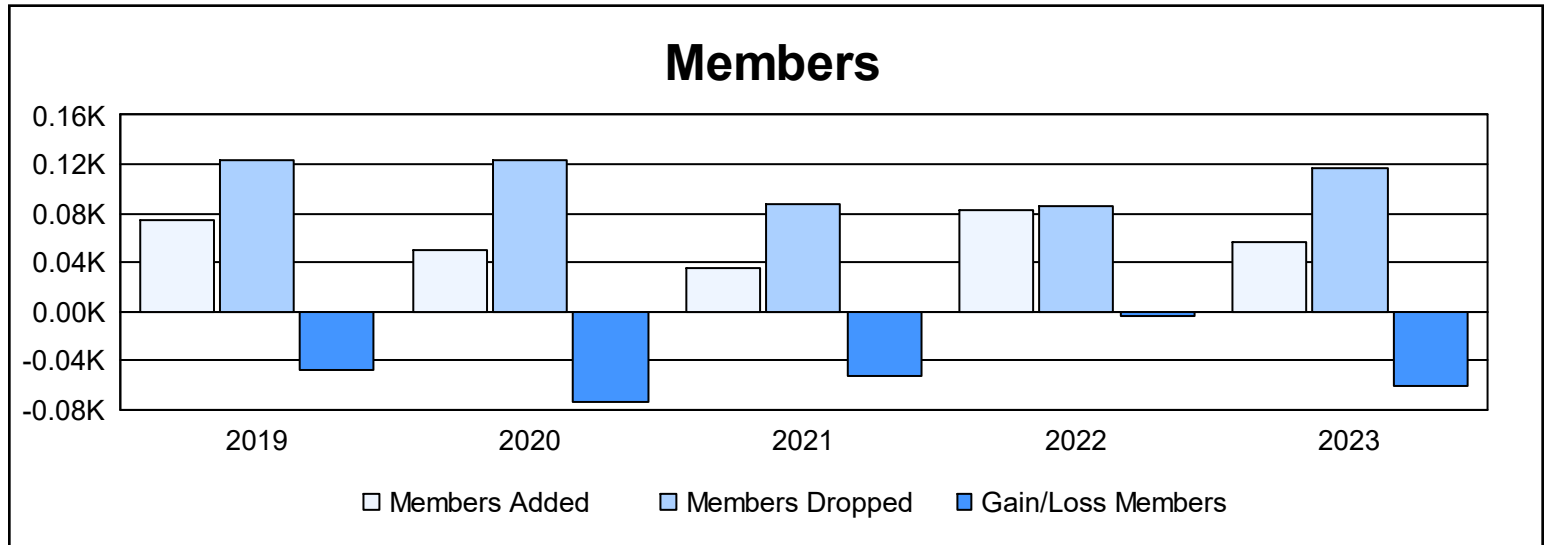
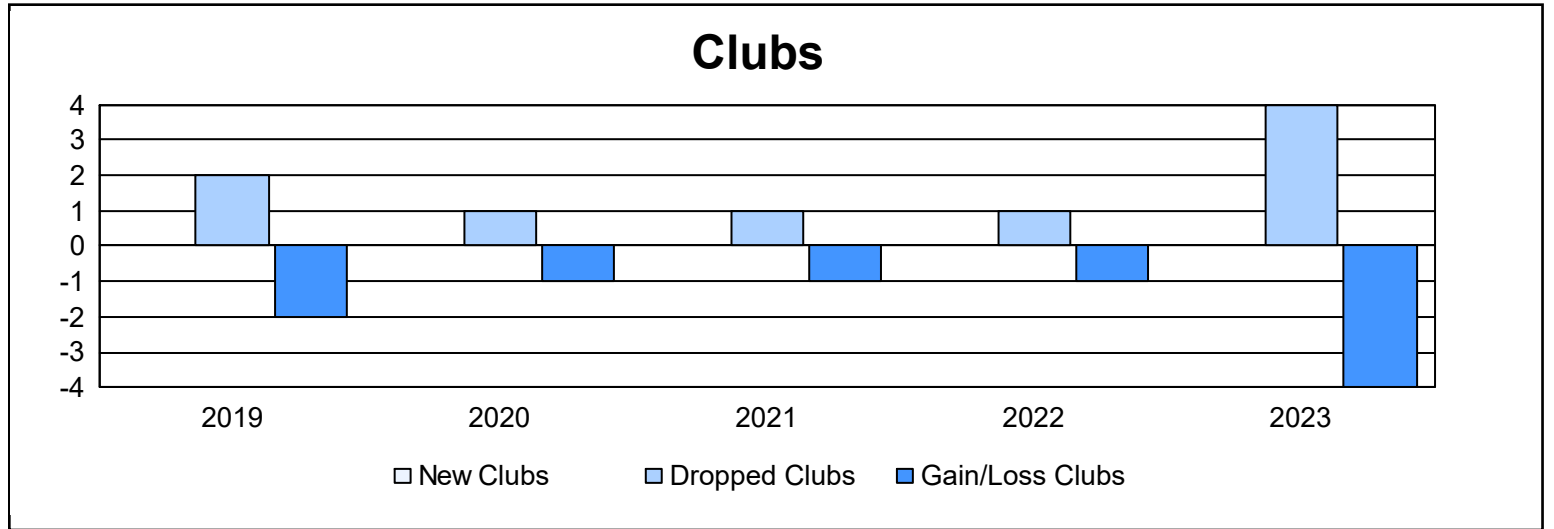
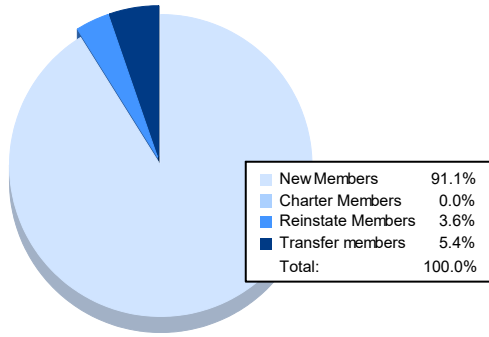


| Year | New Clubs | Dropped Clubs | Gain/ Loss Clubs | New Members | Charter Members | Reinstate Members | Transfer Members | Total Member Added | Total Members Dropped | Gain/ Loss Members |
|----------------|-----------|---------------|------------------|-------------|-----------------|-------------------|------------------|--------------------|-----------------------|--------------------|
| 2018-2019 | 0 | 2 | -2 | 63 | 2 | 8 | 2 | 75 | 123 | -48 |
| 2019-2020 | 0 | 1 | -1 | 48 | 0 | 2 | 0 | 50 | 123 | -73 |
| 2020-2021 | 0 | 1 | -1 | 31 | 0 | 3 | 1 | 35 | 87 | -52 |
| 2021-2022 | 0 | 1 | -1 | 81 | 0 | 0 | 1 | 82 | 86 | -4 |
| 2022-2023 | 0 | 4 | -4 | 51 | 0 | 2 | 3 | 56 | 117 | -61 |
| Average | 0 | 2 | -2 | 55 | 0 | 3 | 1 | 60 | 107 | -48 |



Membership Composition June 2023 Cumulative



Gender Composition June 2023 Cumulative

